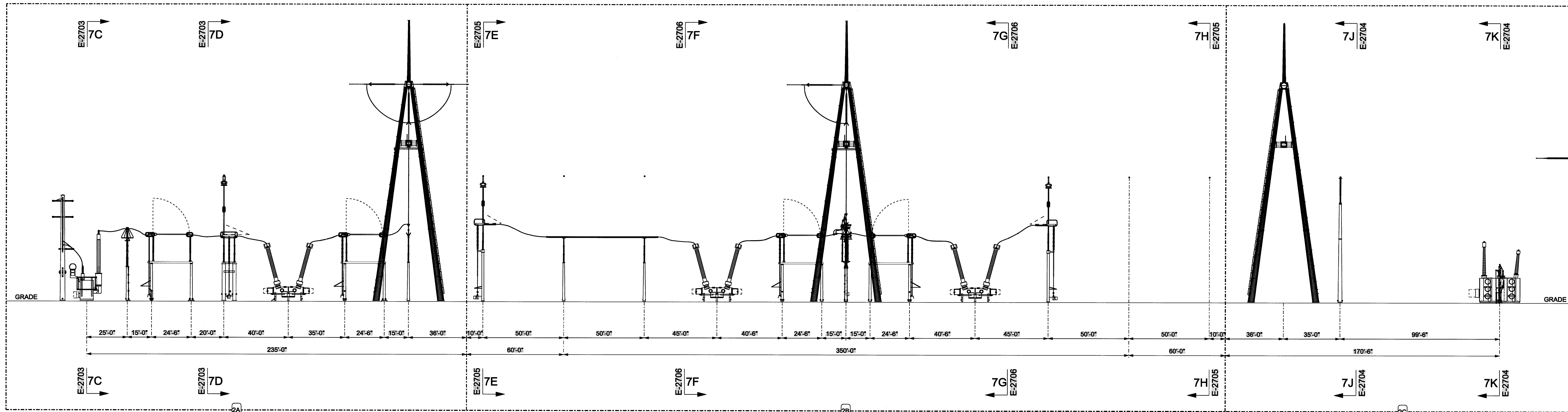


E-2701
7A

E-2702
7B

E-2701
7A

E-2702
7B



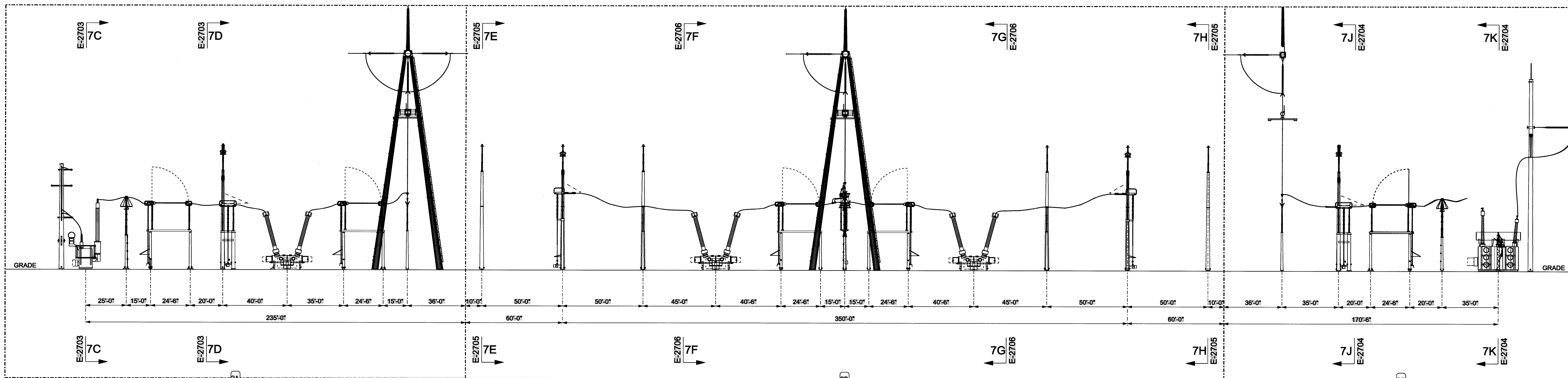
SECTION "7M1-7M1"

E-2701
7A

E-2702
7B

E-2701
7A

E-2702
7B



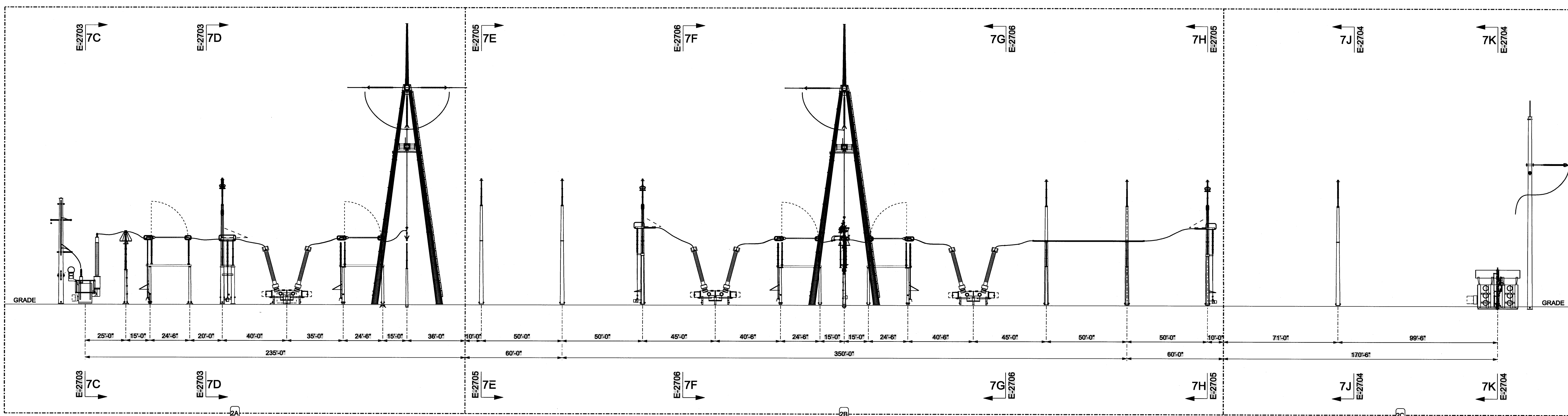
SECTION "7M2-7M2"

E-2701
7A

E-2702
7B

E-2701
7A

E-2702
7B



SECTION "7M3-7M3"

PRELIMINARY

ISSUE#	NO	DATE	REVISION DESCRIPTION	APPD
OLD DWG #:			STD DWG #:	
<small>"THIS DRAWING IS THE PROPERTY OF PATH TRANSMISSION COMPANY, LLC AND IS LOANED UPON CONDITION THAT IT IS NOT TO BE REPRODUCED OR COPIED, IN WHOLE OR IN PART, OR USED FOR PUBLISHING INFORMATION TO ANY PERSON WITHOUT THE WRITTEN CONSENT OF THE PATH TRANSMISSION COMPANY, LLC. OR FOR ANY PURPOSE DESTRUCTURAL TO THEIR INTEREST, AND IS TO BE RETURNED UPON REQUEST."</small>				
PATH WEST VIRGINIA KEMPTOWN STATION MONROVIA MARYLAND 768KV ELECTRICAL ASSEMBLY SECTIONS "7M1-7M1", "7M2-7M2", "7M3-7M3"				
DWG. NO.	E-2708			
WFO:	STATION PROJECTS ENGINEERING			
SCALE: 1" = 30'				
DR: CLB				
CH:				
ENG:				
DATE: 09/11/09				
1 RIVERSIDE PLAZA COLUMBUS, OH 43215				R E C 1

