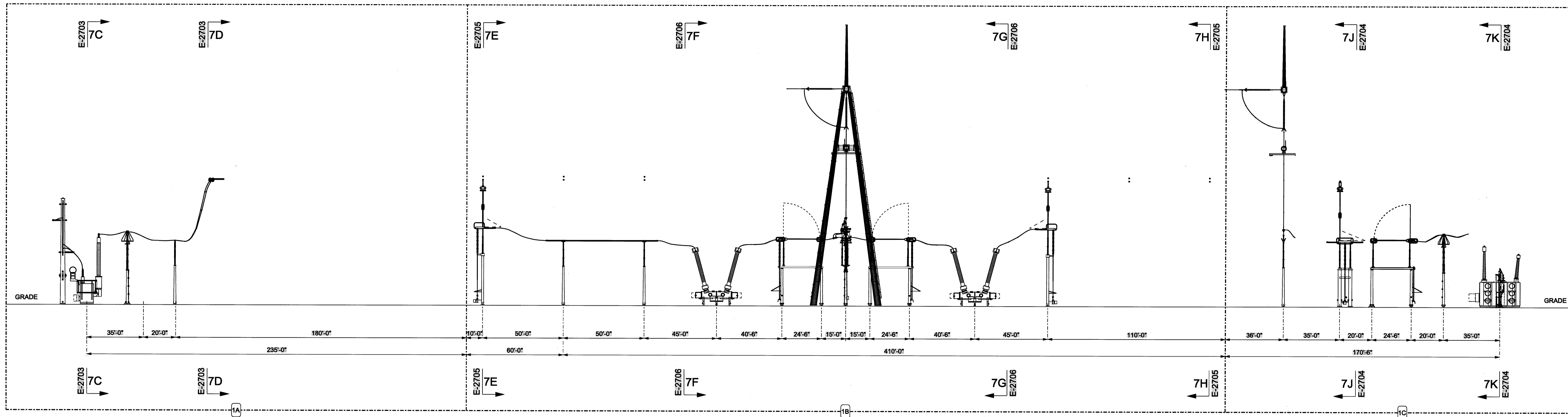


E-2701  
7A

E-2702  
7B



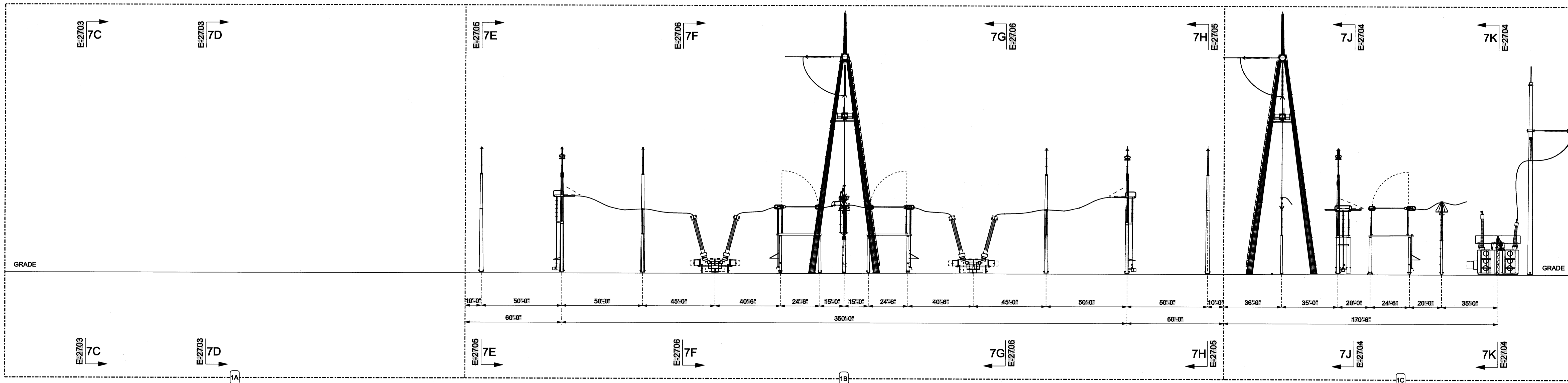
SECTION "7L1-7L1"

E-2701  
7A

E-2702  
7B

E-2701  
7A

E-2702  
7B



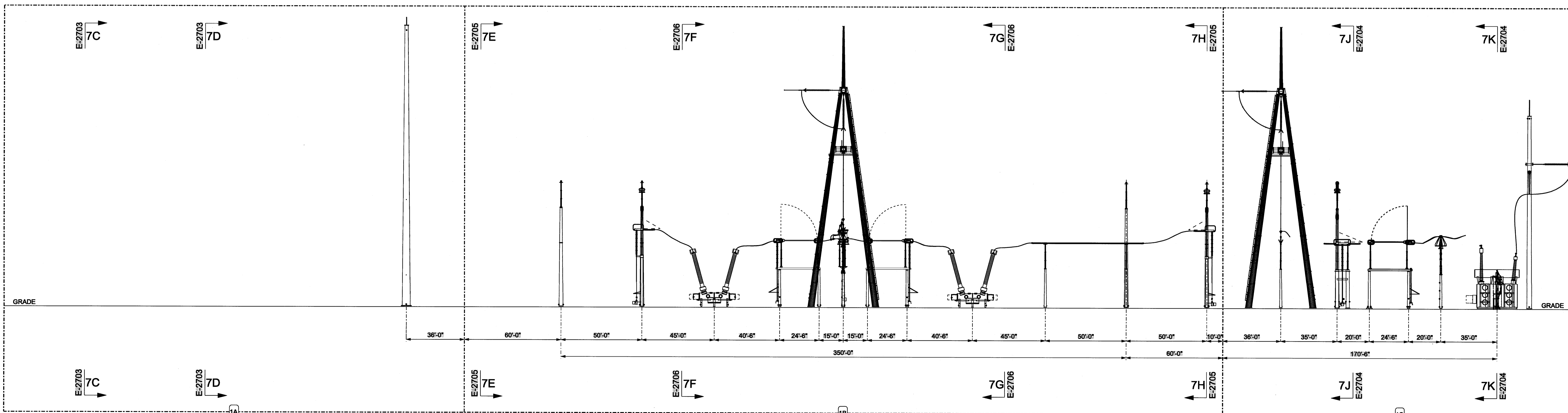
SECTION "7L2-7L2"

E-2701  
7A

E-2702  
7B

E-2701  
7A

E-2702  
7B



SECTION "7L3-7L3"

E-2701  
7A

E-2702  
7B

CONCEPTUAL

ISSUE#	NO	DATE	REVISION DESCRIPTION	APPD
OLD DWG #:			STD DWG #:	
<small>THIS DRAWING IS THE PROPERTY OF PATH TRANSMISSION COMPANY, LLC AND IS LOANED UPON CONDITION THAT IT IS NOT TO BE REPRODUCED, COPIED, IN WHOLE OR IN PART, OR USED FOR FURNISHING INFORMATION TO ANY PERSON WITHOUT THE WRITTEN CONSENT OF THE PATH TRANSMISSION COMPANY, LLC. ON ANY MEDIUM. IT IS TO BE RETURNED UPON REQUEST.</small>				
PATH WEST VIRGINIA <b>KEMPTOWN STATION</b>				
MONROVIA		MARLYLAND		
765KV <b>ELECTRICAL ASSEMBLY</b> SECTIONS "7L1-7L1", "7L2-7L2", "7L3-7L3"				
DWG. NO.		E-2707		
WORK:		STATION PROJECTS ENGINEERING		
SCALE: 1" = 30'	DR: CLB	APPROVED BY		
CH:				
ENG:				
DATE: 08/11/09				
1 RIVERSIDE PLAZA COLUMBUS, OH 43215				R E V C1

