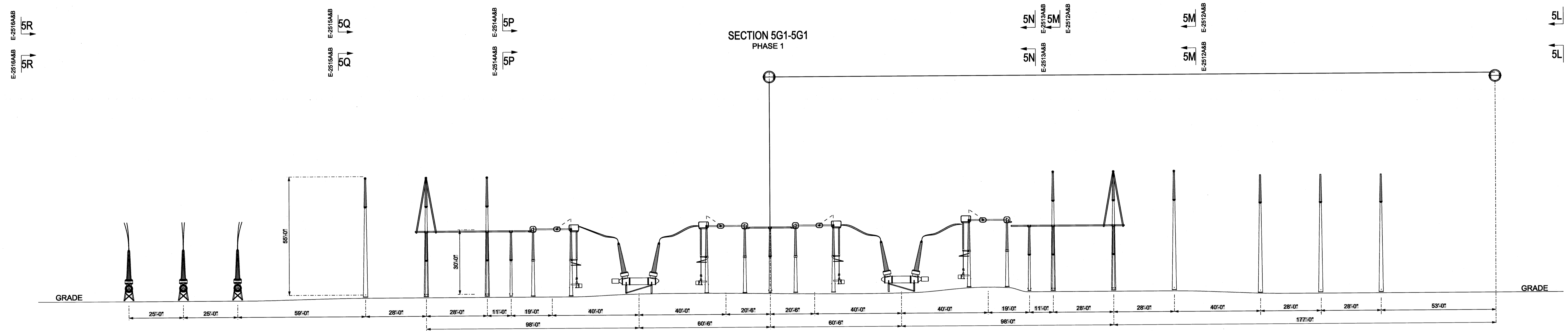
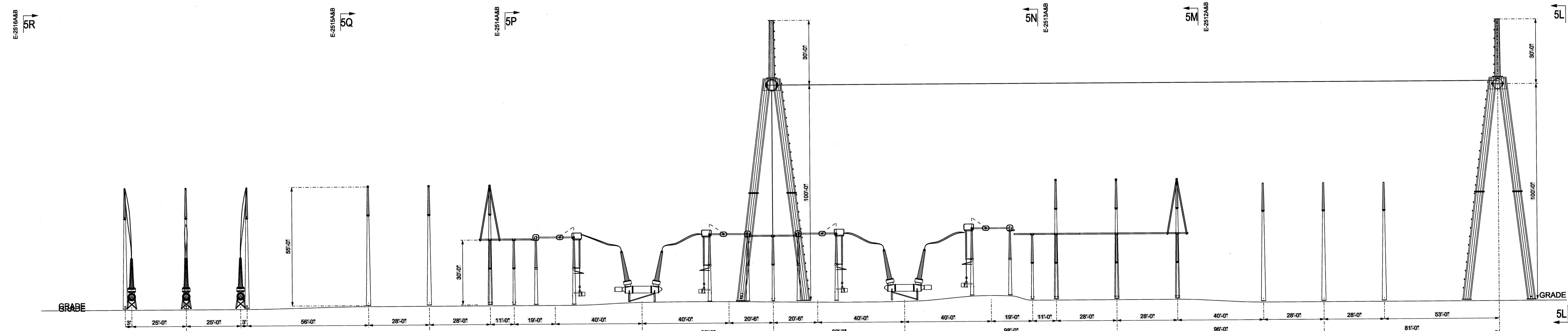


SECTION 5G1-5G1
PHASE 1



SECTION 5G2-5G2
PHASE 2




SECTION 5G3-5G3
PHASE 3

CONCEPTUAL

OLD DWG #:	STD DWG #:		
<small>THIS DRAWING IS THE PROPERTY OF PATH TRANSMISSION COMPANY, LLC AND IS LOANED UPON CONDITION THAT IT IS NOT TO BE REPRODUCED OR COPIED OR USED FOR ANY PURPOSE WITHOUT THE WRITTEN CONSENT OF THE PATH TRANSMISSION COMPANY, LLC OR FOR ANY PURPOSE DETRIMENTAL TO THEIR INTEREST, AND IS TO BE RETURNED UPON REQUEST.</small>			
KEMPTOWN STATION 500KV ELECTRICAL ASSEMBLY SECTIONS "5G1-5G1", "5G2-5G2", "5G3-5G3"			
SCALE: 1" = 20'	DR: DPM	ENG:	CH:
WOR:	APPD:	DATE: 10/01/09	
1 RIVERSIDE PLAZA COLUMBUS, OH 43215	DWG. NO. E-2507	REV	C2

NO	DATE	REVISION DESCRIPTION	DR	ENG	CK	ISSUE#



PROJECTWISE 30" x 46" AEP 6 BORDER AEP/CH CELL PLOTTED 10/01/09 4:51:12 PM STATION PROJECTS ENGINEERING