

E-2516AAB  
5R

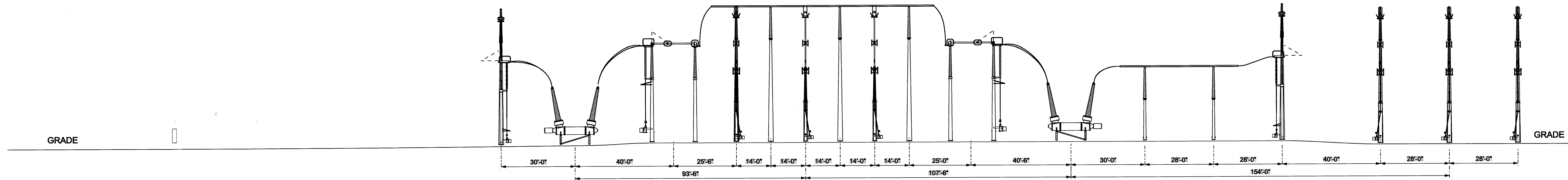
E-2514AAB  
5Q

E-2514AAB  
5P

E-2513AAB  
5N

E-2512AAB  
5M

E-2511AAB  
5L



SECTION 5D1-5D1  
PHASE 3

E-2516 AAB  
5R

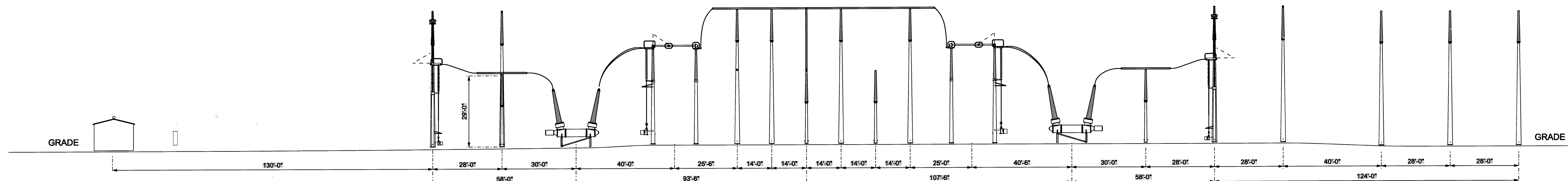
E-2514 AAB  
5Q

E-2514AAB  
5P

E-2513AAB  
5N

E-2512AAB  
5M

E-2511AAB  
5L



SECTION 5D2-5D2  
PHASE 2

E-2516 AAB  
5R

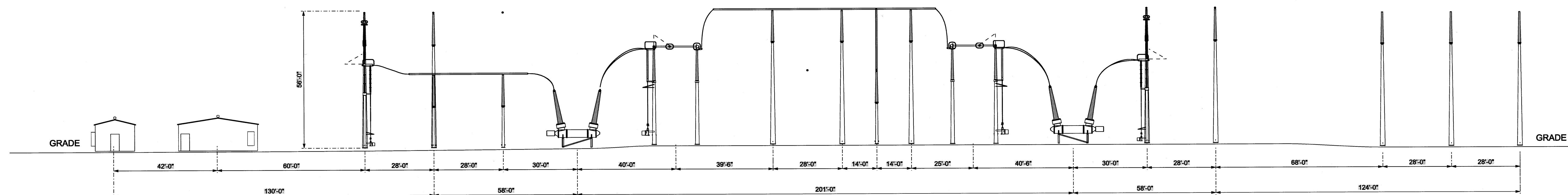
E-2516AAB  
5Q

E-2514AAB  
5P

E-2513AAB  
5N

E-2512AAB  
5M

E-2511AAB  
5L



SECTION 5D3-5D3  
PHASE 1

E-2516AAB  
5R

E-2516AAB  
5Q

E-2514AAB  
5P

E-2513AAB  
5N

E-2512AAB  
5M

E-2511AAB  
5L

# CONCEPTUAL

OLD DWG #:	STD DWG #:
<small>THIS DRAWING IS THE PROPERTY OF PATH TRANSMISSION COMPANY, LLC AND IS LOANED UPON CONDITION THAT IT IS NOT TO BE REPRODUCED OR COPIED, OR USED FOR ANY PURPOSES OTHER THAN THAT AUTHORIZED BY PATH TRANSMISSION COMPANY, LLC, OR FOR ANY PURPOSES OTHER THAN THE PROJECT AND IS TO BE RETURNED UPON REQUEST.</small>	
PATH ALLEGHENY	
MONROVIA	MARYLAND
KEMP TOWN STATION	
500KV	
ELECTRICAL ASSEMBLY	
SECTION "5D1-5D1", "5D2-5D2", "5D3-5D3"	
SCALE: 1" = 20'	DR: DPM
WOP:	APPD:
DATE: 10/01/09	NO.:
1 RIVERSIDE PLAZA COLUMBUS, OH 43215	
DWG. NO.:	E-2504
REV:	C2

NO.	DATE	REVISION DESCRIPTION	DR	ENG	CK	ISSUE#
-----	------	----------------------	----	-----	----	--------

